










BAPTIST HEALTH SOUTH FLORIDA

FISCAL YEAR 2020

	Baptist Hospital	Bethesda Hospital East & Bethesda Hospital West	Boca Raton Regional Hospital	Doctors Hospital	Fishermen's Community Hospital	Homestead Hospital	Mariners Hospital	South Miami Hospital	West Kendall Baptist Hospital	Baptist Outpatient Services	Baptist Health Medical Group North*	Baptist Health Medical Group	Miami Cancer Enterprises	Totals
Number of Beds 	838	481	400	281	4	147	25	436	133					2,745
Emergency Center Visits 	94,027	70,276	46,469	17,998	6,839	70,050	9,955	37,030	64,967					417,611
Outpatient Surgery Cases 	5,340	5,009	4,816	4,157	0	1,210	406	4,677	2,460			55,508		83,583
Urgent Care Center Visits 		5,079	7,223							294,331				306,633
Baptist Outpatient Center & Medical Plaza Visits 										158,739				158,739
Home Health Visits 										21,105				21,105
Patient Encounters 										827,195	242,942			1,070,137
Admissions 	27,552	18,209	16,937	4,863	10	7,476	450	13,314	7,495					96,306
Total Births (includes NICU births) 	3,675	2,577	2,340			974		3,784	910					14,260



Total Community Benefits: \$383.8 Million

*Baptist Health Medical Group North entity was formed in FY21. The FY20 figures shown in this chart reflect data from Bethesda Physician Group and BocaCare.